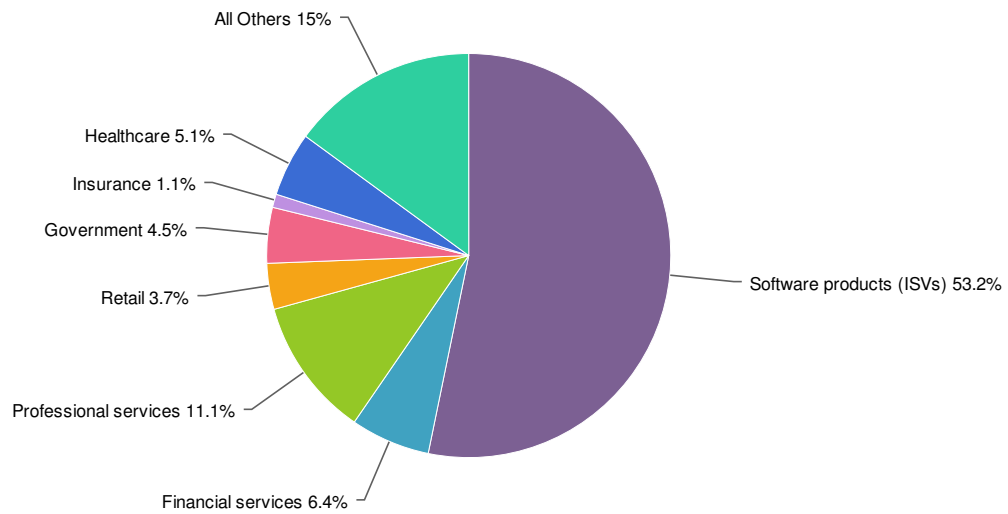
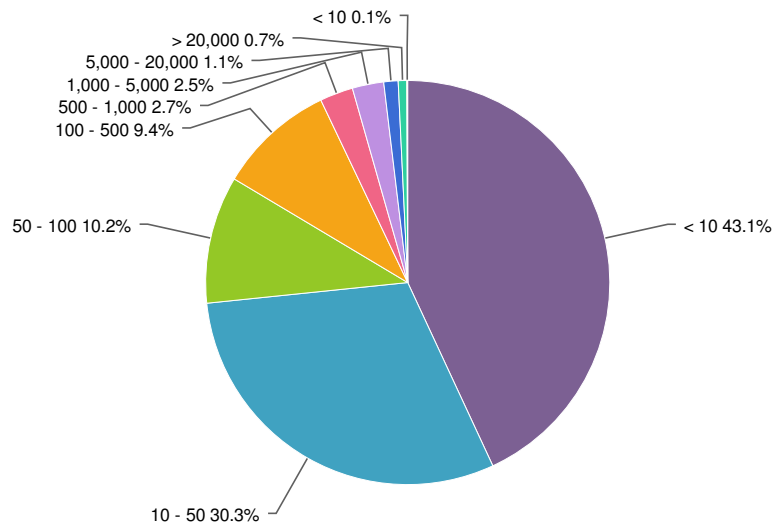


# 1. Which of the following most closely describes your industry?



Software products (ISVs)	53.2%		694
Financial services	6.4%		83
Professional services	11.1%		145
Retail	3.7%		48
Government	4.5%		58
Insurance	1.1%		14
Healthcare	5.1%		67
Transportation and logistics	3.3%		43
Telecom carriers	2.4%		31
Media, entertainment, and leisure	6.6%		86
Utilities	2.7%		35
Total			1,304

## 2. What's the average size of a development team in your organization?

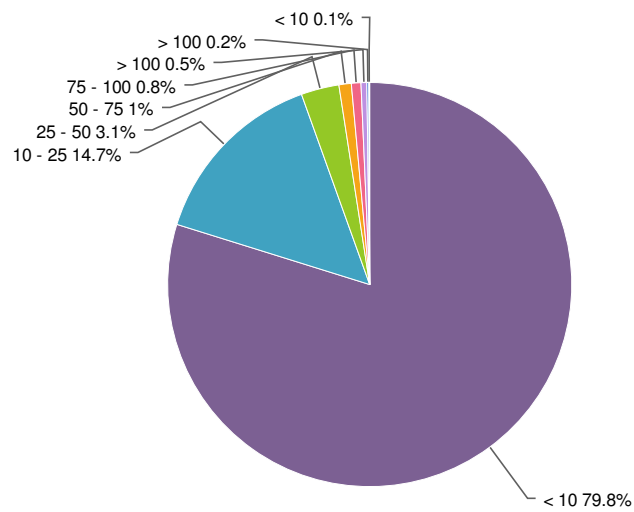


< 10	43.1%		566
10 - 50	30.3%		398
50 - 100	10.2%		134
100 - 500	9.4%		123
500 - 1,000	2.7%		35
1,000 - 5,000	2.5%		33
5,000 - 20,000	1.1%		15
> 20,000	0.7%		9
< 10	0.1%		1
Total			1,314

### Statistics

Sum	40,588.0
Average	55.0
StdDev	104.9
Max	500.0

### 3. How big is the engineering team on your project - developers, Product Managers, etc?

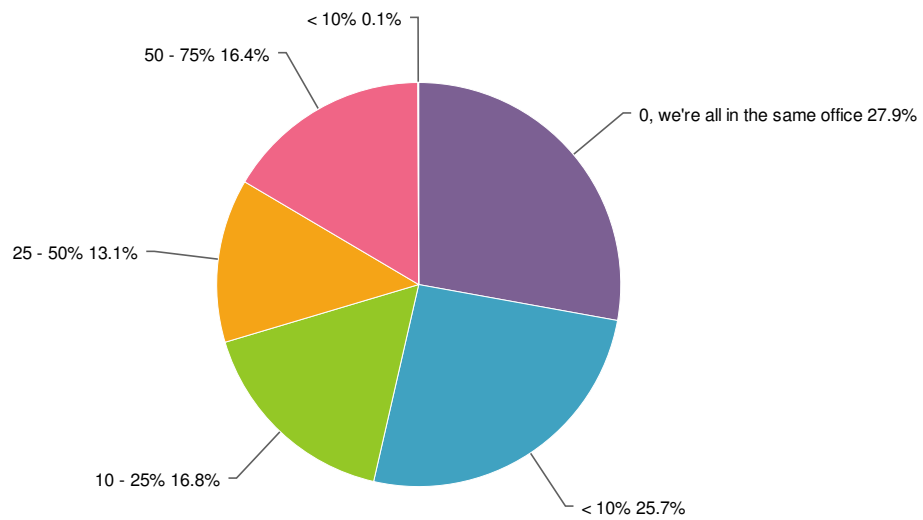


< 10	79.8%		1,048
10 - 25	14.7%		193
25 - 50	3.1%		40
50 - 75	1.0%		13
75 - 100	0.8%		10
> 100	0.5%		6
> 100	0.2%		2
< 10	0.1%		1
Total			1,313

#### Statistics

Sum	4,330.0
Average	16.9
StdDev	15.3
Max	75.0

#### 4. What percentage of your team works remotely (isn't co-located)?

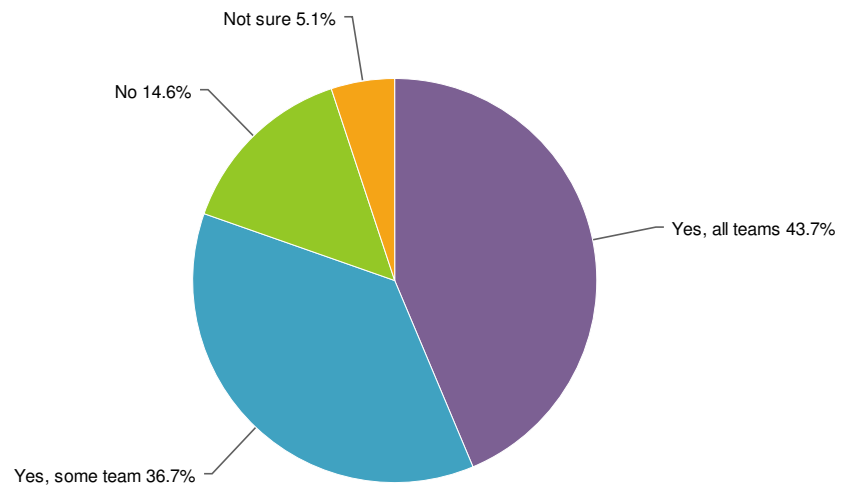


0, we're all in the same office	27.9%		366
< 10%	25.7%		338
10 - 25%	16.8%		221
25 - 50%	13.1%		172
50 - 75%	16.4%		216
< 10%	0.1%		1
Total			1,314

#### Statistics

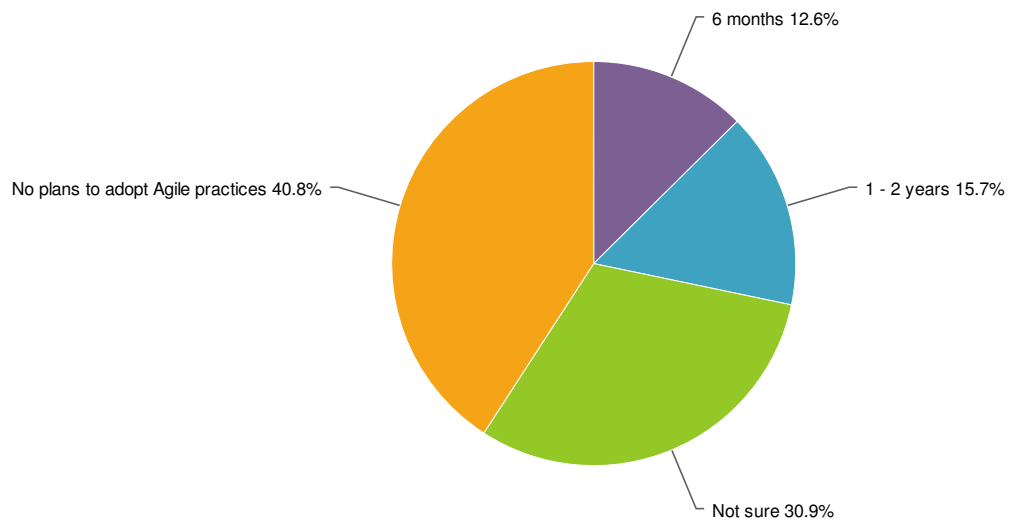
Sum	17,310.0
Average	28.4
StdDev	17.1
Max	50.0

## 5. Has your development organization adopted Agile practices?



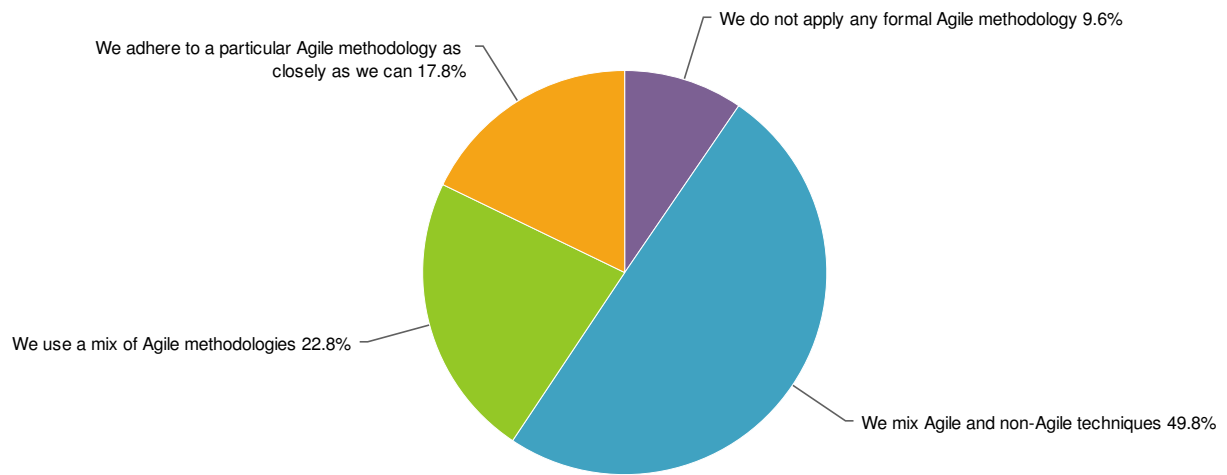
Yes, all teams	43.7%		576
Yes, some team	36.7%		484
No	14.6%		192
Not sure	5.1%		67
Total			1,319

## 6. What's your timeframe for adopting Agile practices?



				<b>Statistics</b>	
6 months	12.6%		24	Sum	174.0
1 - 2 years	15.7%		30	Average	3.2
Not sure	30.9%		59	StdDev	2.5
No plans to adopt Agile practices	40.8%		78	Max	6.0
Total			191		

## 7. To what extent do you and your teams follow the core agile practices?



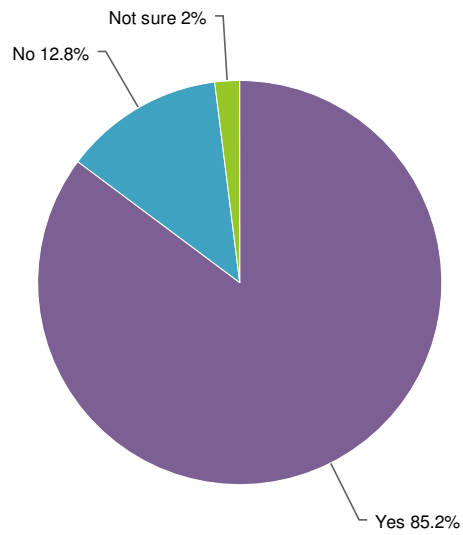
We do not apply any formal Agile methodology	9.6%		98
We mix Agile and non-Agile techniques	49.8%		511
We use a mix of Agile methodologies	22.8%		234
We adhere to a particular Agile methodology as closely as we can	17.8%		183
Total			1,026




## 8. Rank how you feel your team performs against the following agile metrics?

	Average	Max	StdDev	Responses
User stories completed	6.16	10	2.73	965
Features completed	6.70	10	2.42	960
Velocity: user story points in backlog over time	4.81	10	2.73	889
Velocity: number of features in the backlog over time	4.92	10	2.59	884
Function points completed	4.94	10	2.95	832

Total 992

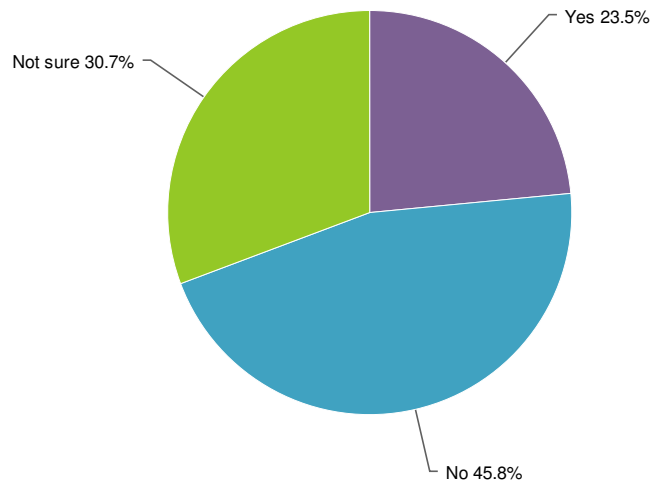
9. Are you using a distributed version control system (DVCS), like Git?






Yes	85.2%		1,123
No	12.8%		169
Not sure	2.0%		26
Total			1,318

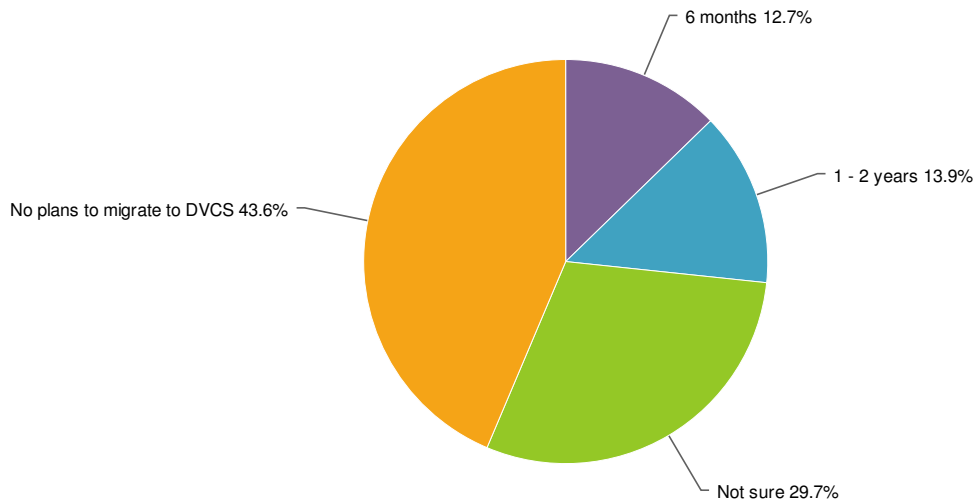










## 10. Are you planning to migrate to DVCS?



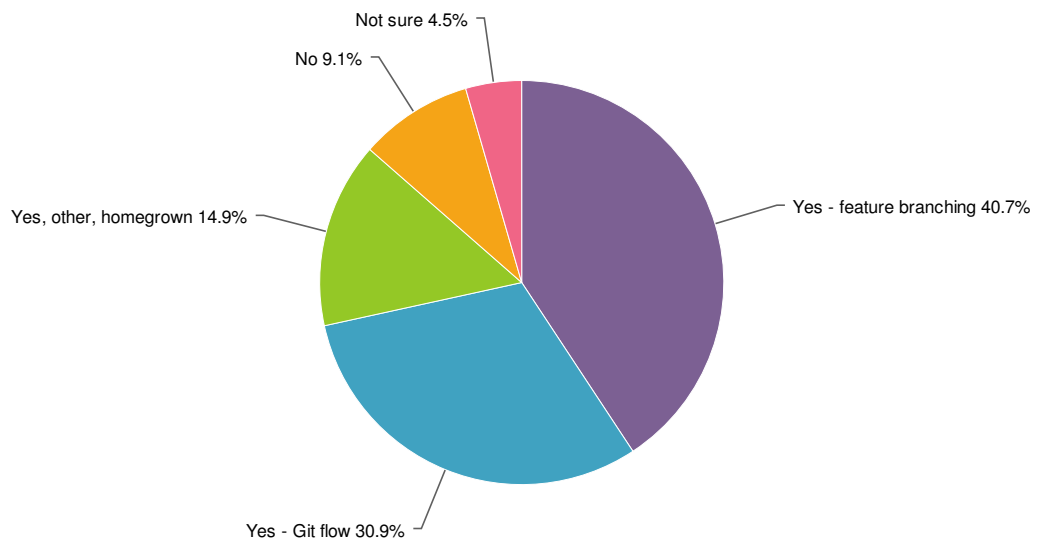
Yes	23.5%		39
No	45.8%		76
Not sure	30.7%		51
Total			166

## 11. What's your timeline for migrating to DVCS?



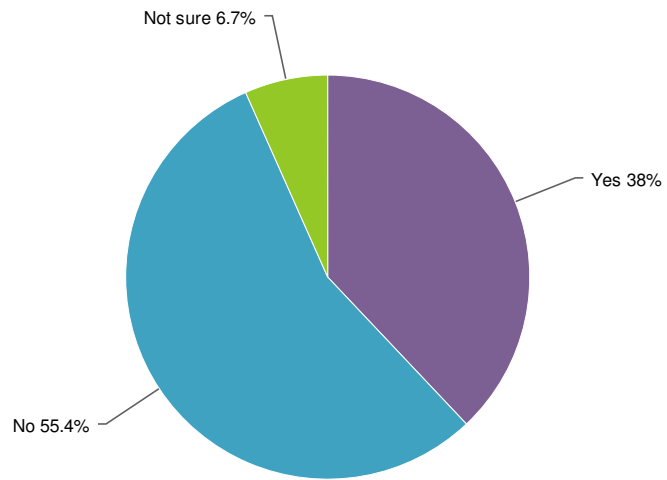
				<b>Statistics</b>		
6 months	12.7%			21	Sum	149.0
1 - 2 years	13.9%			23	Average	3.4
Not sure	29.7%			49	StdDev	2.5
No plans to migrate to DVCS	43.6%			72	Max	6.0
Total				165		




## 12. Do you have a branching strategy in place?



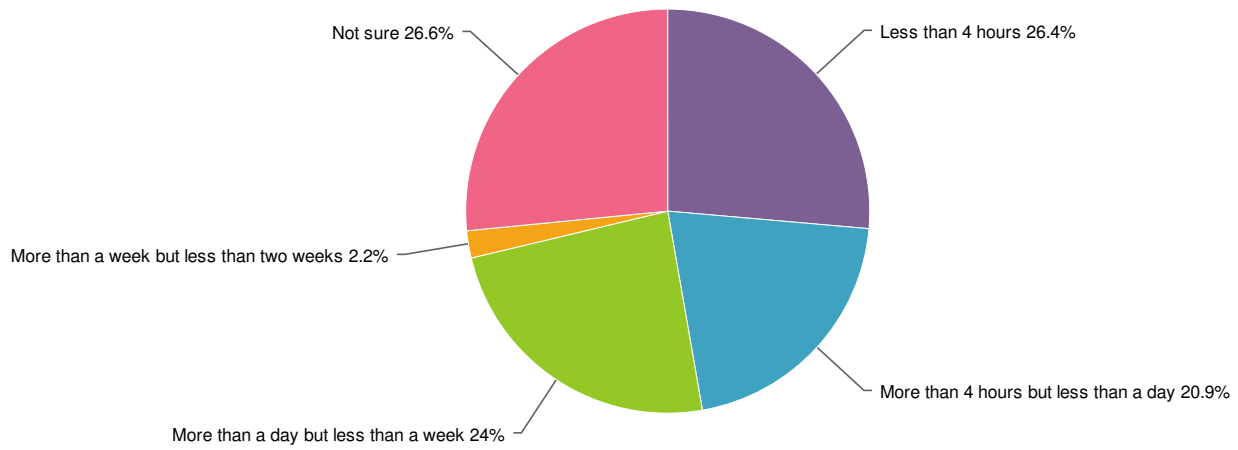
Yes - feature branching	40.7%		454
Yes - Git flow	30.9%		344
Yes, other, homegrown	14.9%		166
No	9.1%		101
Not sure	4.5%		50
Total			1,115






13. Does your team enforce any approval criteria during the code review process? i.e. minimum # of approvers before merge?



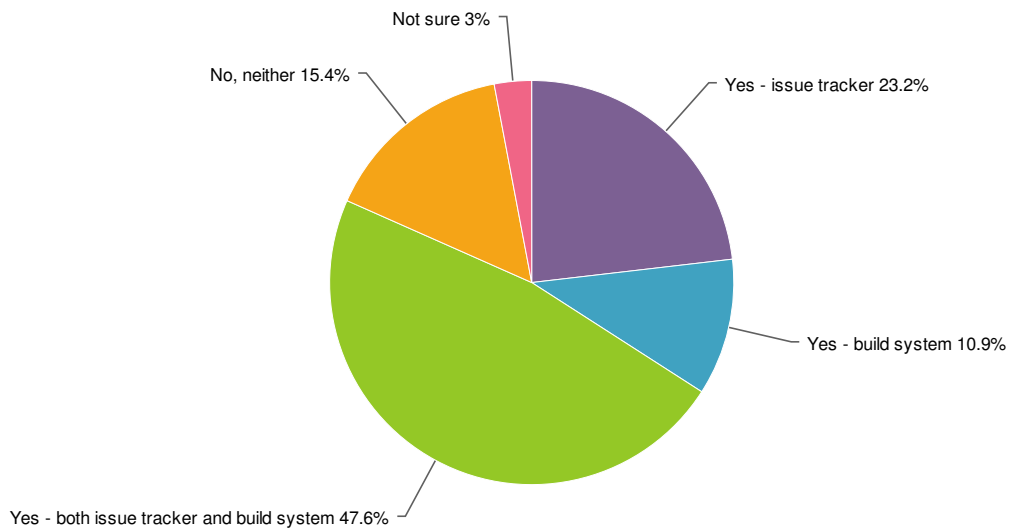
Yes	38.0%		422
No	55.4%		616
Not sure	6.7%		74
Total			1,112

14. What is the average time a pull request (or code review) waits for the required number of reviewers to review it?



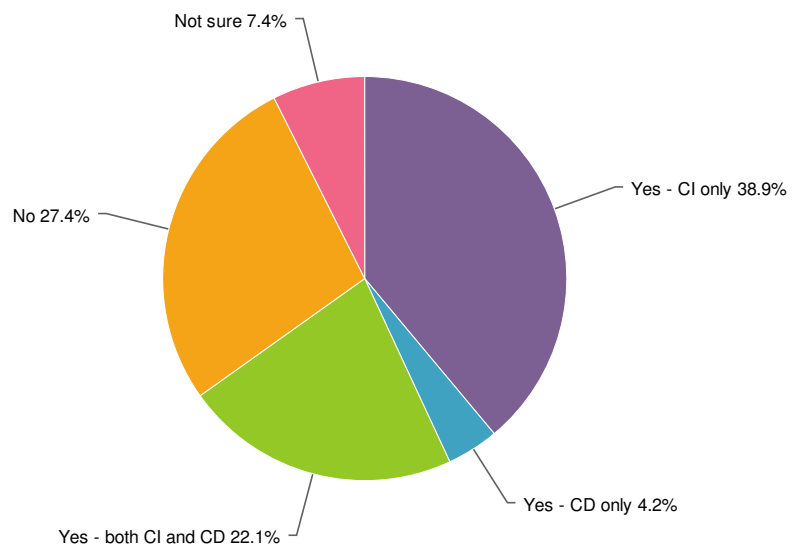
Less than 4 hours	26.4%		292
More than 4 hours but less than a day	20.9%		231
More than a day but less than a week	24.0%		266
More than a week but less than two weeks	2.2%		24
Not sure	26.6%		294
		<b>Total</b>	<b>1,107</b>

15. Is your source code management tool integrated with a build system and issue tracker?



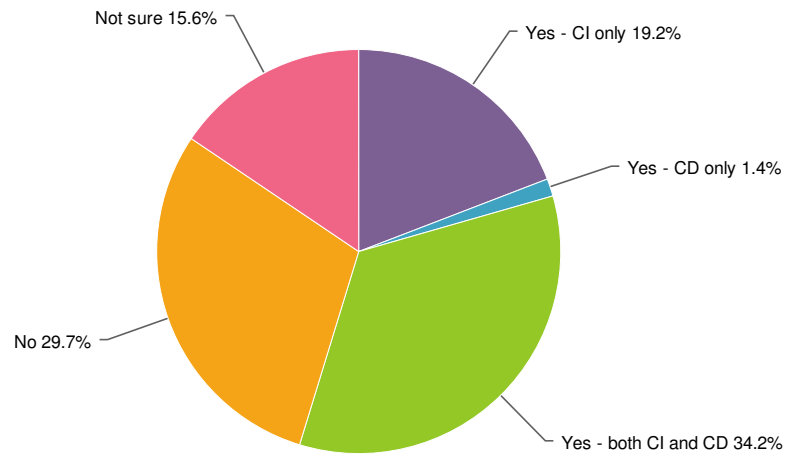
Yes - issue tracker	23.2%		256
Yes - build system	10.9%		121
Yes - both issue tracker and build system	47.6%		526
No, neither	15.4%		170
Not sure	3.0%		33
Total			1,106

## 16. Are you practicing continuous integration / continuous delivery?



Yes - CI only	38.9%		515
Yes - CD only	4.2%		55
Yes - both CI and CD	22.1%		292
No	27.4%		363
Not sure	7.4%		98
		Total	1,323

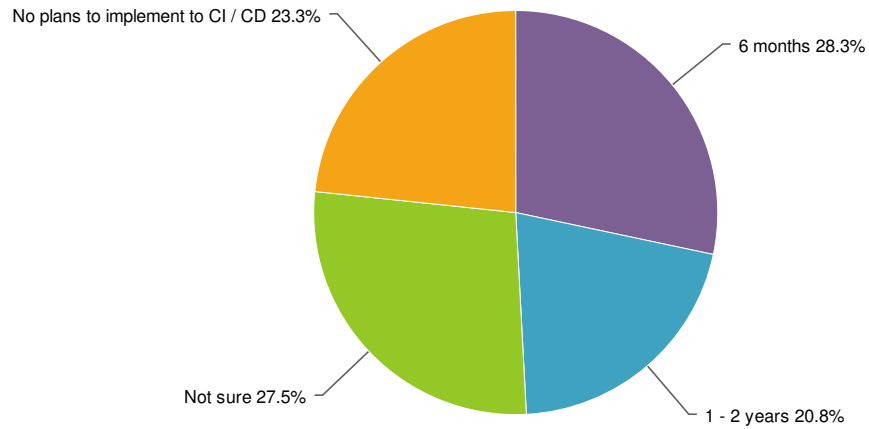
17. Do you have plans implement a continuous integration / continuous delivery process?



Yes - CI only	19.2%		69
Yes - CD only	1.4%		5
Yes - both CI and CD	34.2%		123
No	29.7%		107
Not sure	15.6%		56
		Total	360



### 18. What's your timeline for this?



6 months	28.3%		102
1 - 2 years	20.8%		75
Not sure	27.5%		99
No plans to implement to CI / CD	23.3%		84
Total			360

#### Statistics

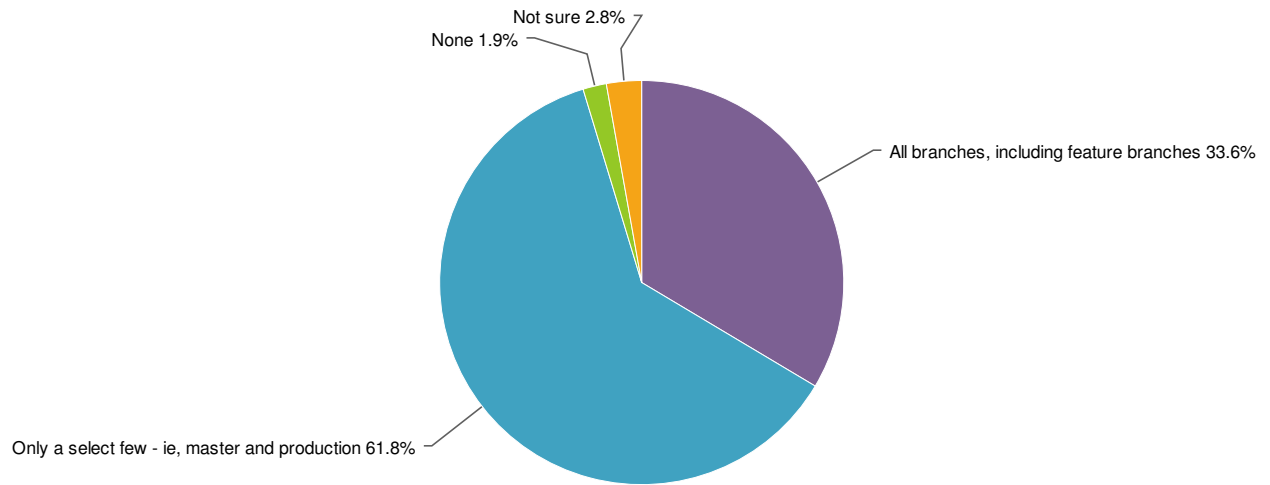
Sum	687.0
Average	3.9
StdDev	2.5
Max	6.0

### 19. New Multiple Choice

---

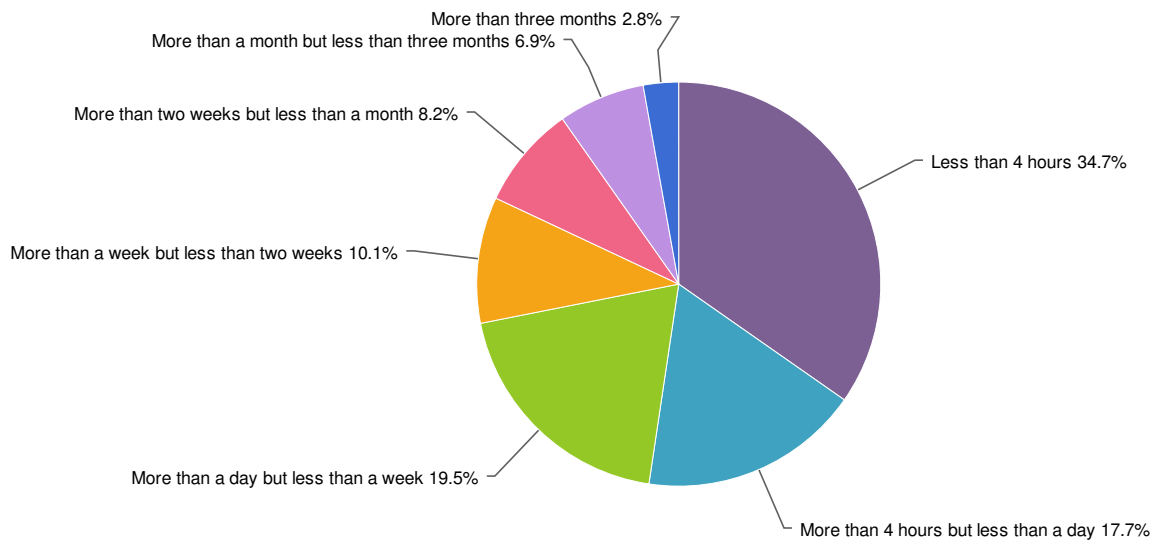
Total

## 20. What branches do builds run on in your repository?



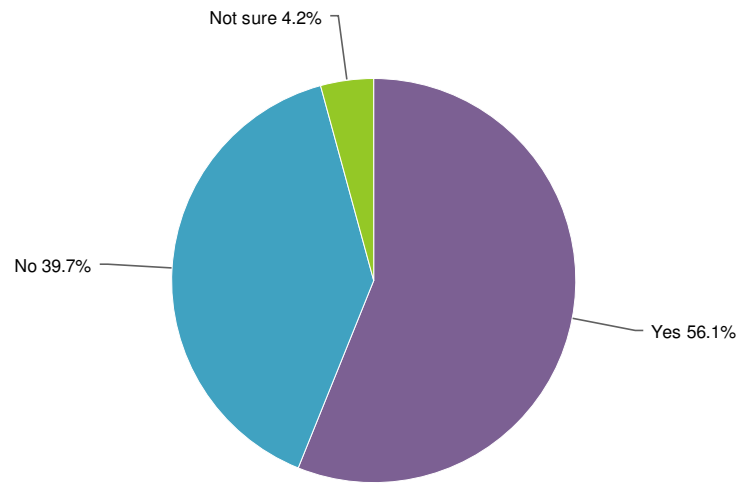
All branches, including feature branches	33.6%		287
Only a select few - ie, master and production	61.8%		528
None	1.9%		16
Not sure	2.8%		24
Total			855




21. If you were to change one line of code on your project, how long would it typically take your organization to push the resulting change into production?



Less than 4 hours	34.7%		295
More than 4 hours but less than a day	17.7%		150
More than a day but less than a week	19.5%		166
More than a week but less than two weeks	10.1%		86
More than two weeks but less than a month	8.2%		70
More than a month but less than three months	6.9%		59
More than three months	2.8%		24
Total			850

22. Are you using virtualization and/or containerization to spin up test environments?



Yes	56.1%		741
No	39.7%		524
Not sure	4.2%		56
Total			1,321